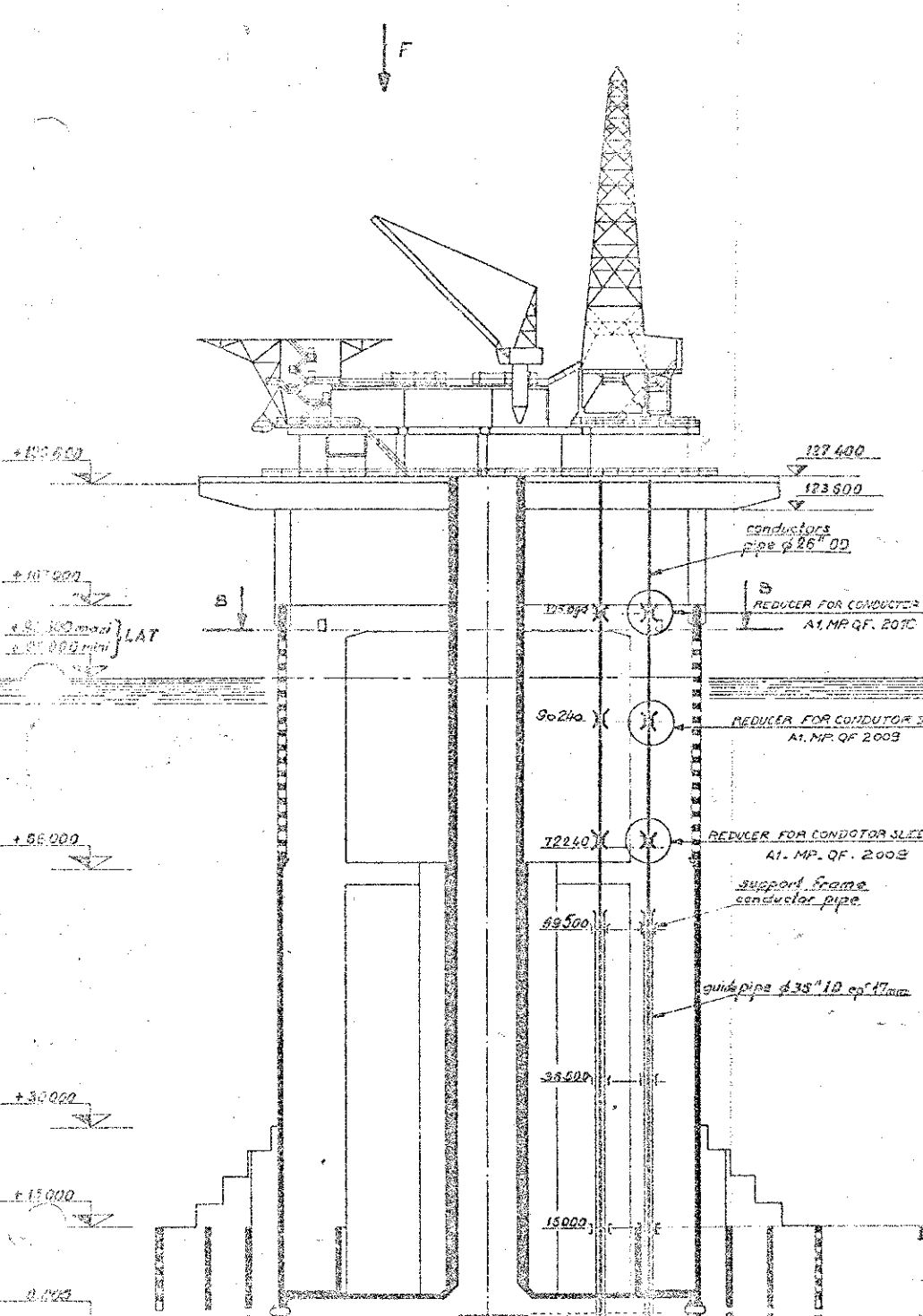
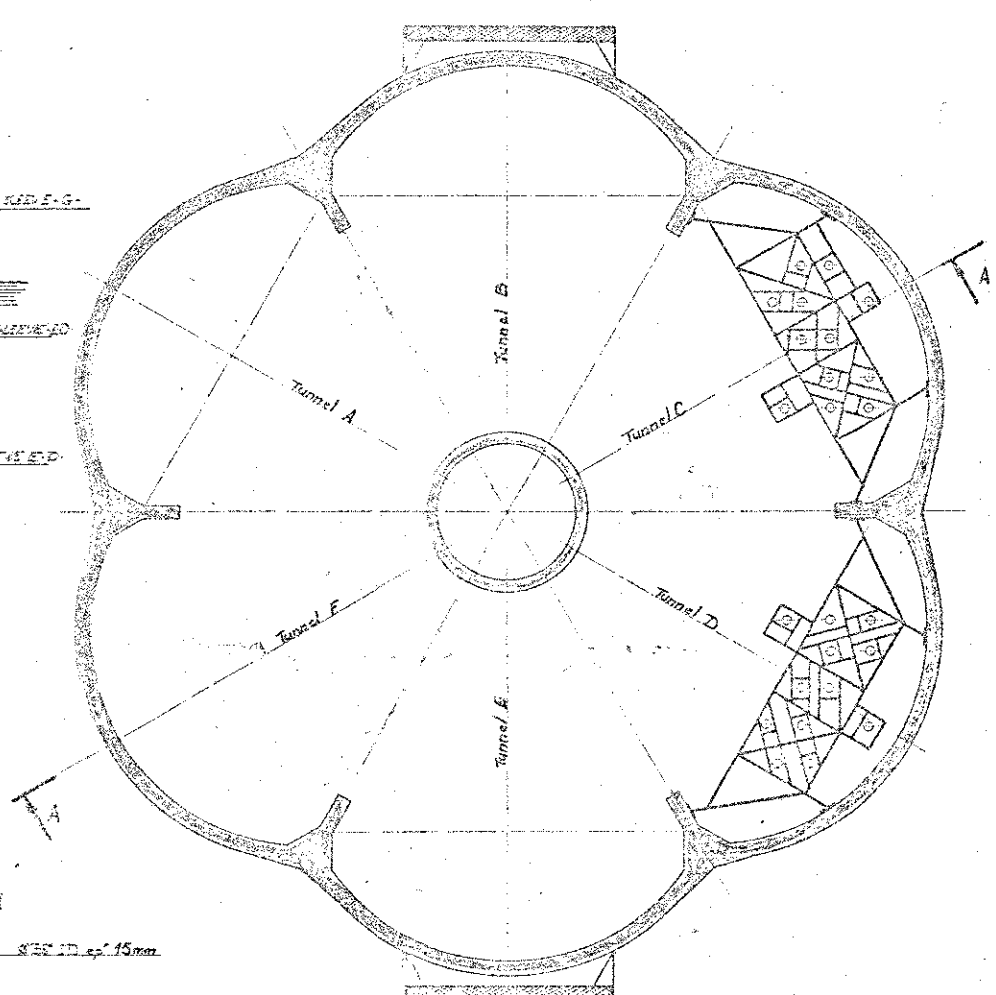


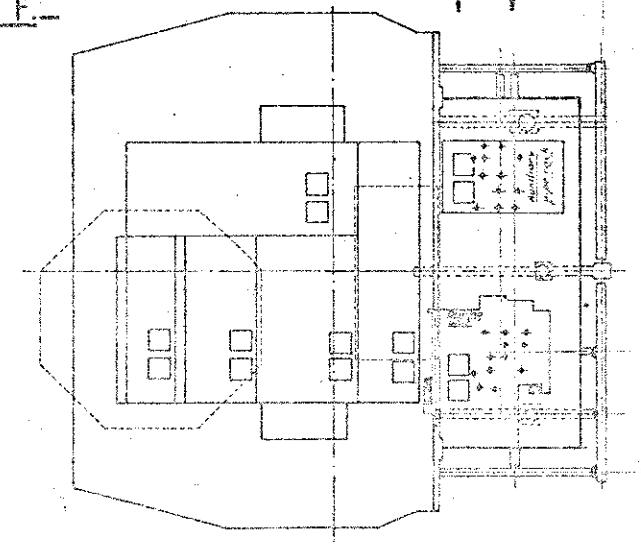
VERTICAL SECTION AA



SECTION BB



VIEW ON F



DRAWING NUMBER	TITLE	REVISION													
		1	2	3	4	5	6	7	8	9	10				
A1.MP.QF.2007	REDUCER FOR CONDUCTOR SLEEVE GENERAL VIEW.														
A1.MP.QF.2008	REDUCER FOR CONDUCTOR SLEEVE-ED ASSEMBLY														
A1.MP.QF.2009	REDUCER FOR CONDUCTOR SLEEVE-ED DETAILS														
A1.MP.QF.2010	REDUCER FOR CONDUCTOR SLEEVE-G DETAILS.														

REFERENCE DRAWINGS	REV. NO.	REVISION	BY	DATE	APPROVED	DATE	SCALE	PROJECT NO.	DRAWING NO.
	1	FOR APPROVAL			C. G. DORIS				
					John Howard				

31/01/2007		REDUCER FOR CONDUCTOR SLEEVE GENERAL VIEW.	
SCALE	1/100	PROJECT NO.	A1.MP.QF.2007

THIS INFORMATION CONTAINED IN THIS DOCUMENT IS UNCLASSIFIED EXCEPT WHERE SHOWN OTHERWISE. IT IS THE PROPERTY OF TOTAL OIL MARINE LIMITED AND IS LOANED TO YOU BY THE COMPANY. IT IS NOT TO BE REPRODUCED OR TRANSMITTED IN ANY FORM OR BY ANY MEANS, ELECTRONIC OR MECHANICAL, INCLUDING PHOTOCOPYING, RECORDING, OR BY ANY INFORMATION STORAGE AND RETRIEVAL SYSTEM. WITHOUT THE WRITTEN PERMISSION OF THE COMPANY, THIS DOCUMENT IS NOT TO BE USED FOR ANY OTHER PURPOSE THAN THAT FOR WHICH IT WAS ORIGINALLY INTENDED. ALL RIGHTS ARE RESERVED.

TOTAL OIL MARINE LIMITED
 Frigg field to Scotland pipe line
 Intermediate manifold platform