elf norge a.s
dwg no: EF 931.210.010
rev. : 0 date : 09.10.74
item:

DWG. NO. ELN 02020 | SHEET NO. 107

PLANT NORTH

DIMENSIONS for TOP CHORD (TAKEN AT LEVEL (+) 84'-0")
DIMENSIONS for BOTTOM CHORD TAKEN AT EL (+) 72'-0

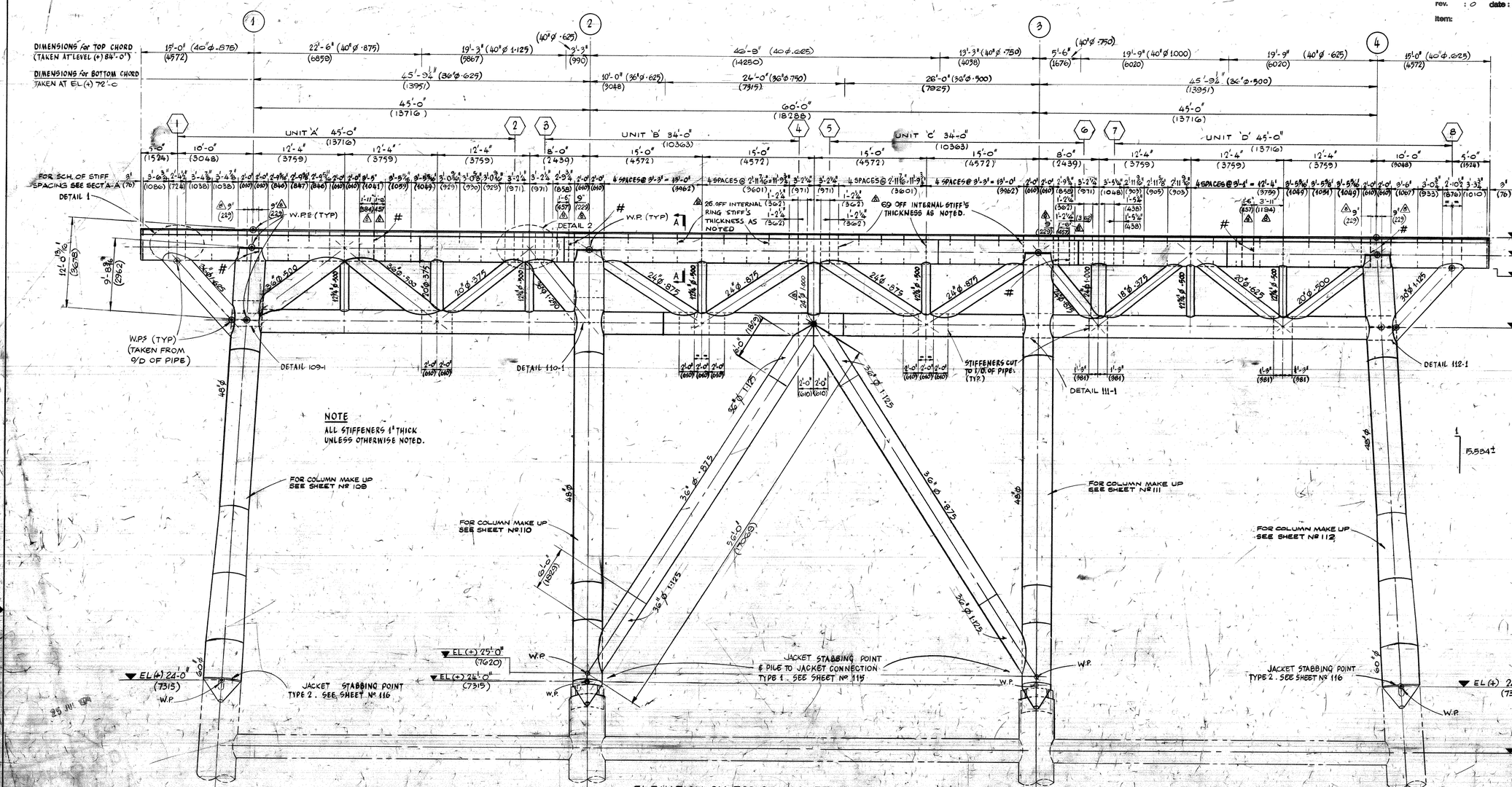

NOTE
ALL STIFFENERS 1" THICK UNLESS OTHERWISE NOTED.

ELEVATION ON TOP OF JACKET COLUMN LINE 'A'

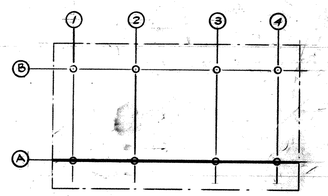

KEY PLAN

REF DWGS:-

McDH. DWGS:-

TOP OF JACKET & TRUSS FRAMING AT COL. LINES '1' THRU '4'	DWG. Nº ELN 02010 SHEET Nº'S 108, 110, 111, & 112
TOP OF JACKET & TRUSS FRAMING AT COL. LINE 'B'	DWG. Nº ELN 02010 SHEET Nº 108
JACKET STABBING POINT TYPE 1 & PILE TO JACKET CONNECTION	DWG. Nº ELN 02020 SHEET 115
JACKET STABBING POINT TYPE 2.	DWG. Nº ELN 02020 SHEET 116
JKT. INTERMEDIATE LANDING & WALKWAY	DWG. Nº ELN 02020 SHT. 142

NOTES:-
1. DIMENSIONS SHOWN IN BRACKETS ARE METRIC EQUIVALENTS IN MILLIMETRES
2. ALL TUBULAR MATERIAL TO BE HIGH STRENGTH-20 STEEL EXCEPT VERTICAL TRUSS MEMBERS 12¾" Ø 0.500 WHICH ARE TO BE MILD STEEL. ALL OTHER MEMBERS TO BE HIGH STRENGTH STEEL OR UNLESS NOTED.
3. STIFFENERS MARKED THUS # TO BE STRUCTURAL MILD STEEL

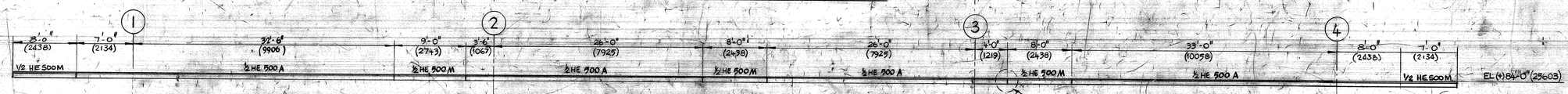

ELEVATION SHOWING VARIATION IN SKID TEE MEMBER

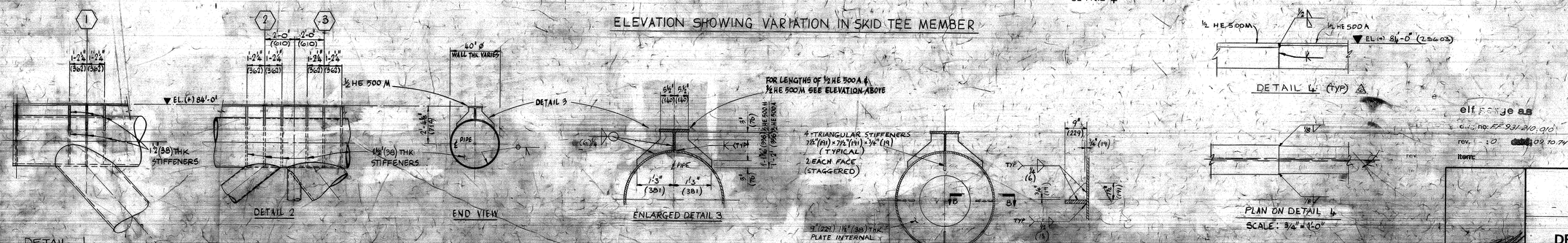

SCALES:-



elf norge a.s
dwg no: EF 931.210.010
rev. : 0 date : 09.10.74
item:

ELF-NORGE A/S
NORWAY

24 WELL SELF CONTAINED
DRILLING PLATFORM No 1
NORTH SEA FRIGG FIELD WD 98 M

McDERMOTT - HUDSON
LONDON - ENGLAND

DRAWN BY D. PATTERSON | DATE 26 NOV. 72 | DWG. Nº ELN 02020 | SHEET 107

TOP OF JACKET & TRUSS FRAMING AT COL. LINE 'B'

REV.	BY	DATE	REVISIONS
8	MB	20.7.73	STIFFS. DIMS. & NOTE 3 ADDED.
7	RG	18.3.73	THROUGH DIAGONAL MEMBERS SHOWN
6	RG	29.3.73	DETAIL 4
5	A.D	1.6.73	INTERNAL RING STIFFENERS ADDED
4		7.5.73	SPEC. TOP FLANGE TO BE WELDED TO THE CHORD
3		19.3.73	ALL STIFF. WAS 1" THICK
2		13.7.73	CHANGE TO HIGH STRENGTH 20 STEEL
1		5.9.73	CHANGE FROM STEEL TO A MILD STEEL