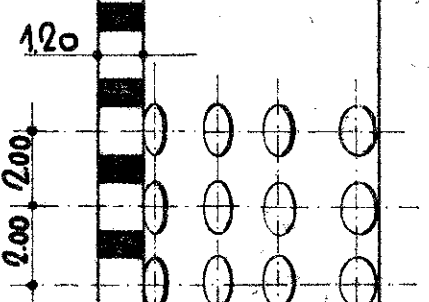
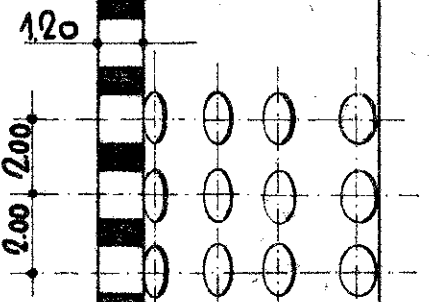
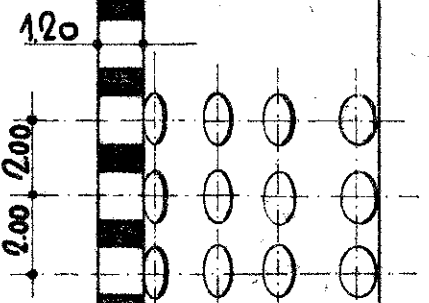


+126.60

MAIN DECK
(precast concrete beams)

+107.00

Breakwater wall



+68.00

+69.20

+65.00

55

4.00

3.00

100

80

100

55

80

100

55

80

+68.00

+69.20

+65.00

55

3.00

100

80

+68.00

+69.20

REFERENCE DRAWINGS

NEW NO. 1 2 3 4 5 6 7 8 9 10 11

REFERENCE DRAWINGS

NEW NO. 1 2 3 4 5 6 7 8 9 10 11

REFERENCE DRAWINGS

THE
AND
OF CAN
FORM
THIS
THIS

THE
AND
OF CAN
FORM
THIS
THIS